

SEE SHEET L1.14 FOR GENERAL NOTES AND LEGEND

VILLAGE CORE ENLARGEMENT

NOT FOR CONSTRUCTION
 SILO RIDGE
 PHASE 1 SITE PLAN SUBMISSION
 Amenia, New York
 Dutchess County

HART HOWERTON
 10 Erie Ave., Suite 200, Newburgh, NY 12550
 TEL: 212.483.5431 FAX: 212.249.1748
 Email: NY@hart-howerton.com

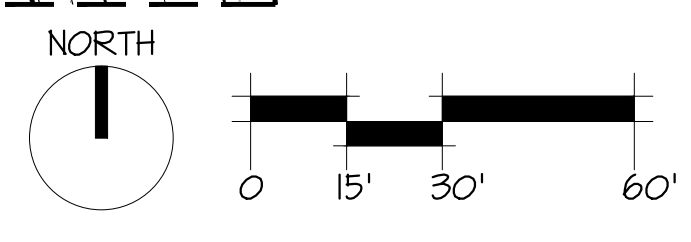
PROJECT #:
 DRAWN BY:
 CHECKED BY:
 DRAWING NO.:

DATE ISSUE
 03/09/2014 PL 10010105
 05/02/2014 SITE PLAN REV
 09/19/2014 SITE PLAN REV
 01/08/2015 SITE PLAN REV

NO.	DATE	ISSUE

MATERIALS PLAN
 ENLARGEMENTS

PROJECT #:
 DRAWN BY:
 CHECKED BY:
 DRAWING NO.:
L1.12



Jonathan Sotter, EIT 2012-2017, Project In and Company LLC CAD (Shedden) Sheet SCL1.12 Material Plan.dwg, Page: Sheet 11, V:\H1\PRINT\Case02\2015\300\PL12.dwg

9

10

SR-9
(Open Space)

Gatehouse

SC-1
(Sales Center)

SR-8
(Open Space)

PHEASANT RUN

FALCON WAY

VG-24

HOA-1
(ROW)

SR-5.2
(Lake Pavilion)

LL-7

LL-6

LL-5

LL-4

SR-5.1
(Family Activity Barn)

WOOD DUCK CIRCLE

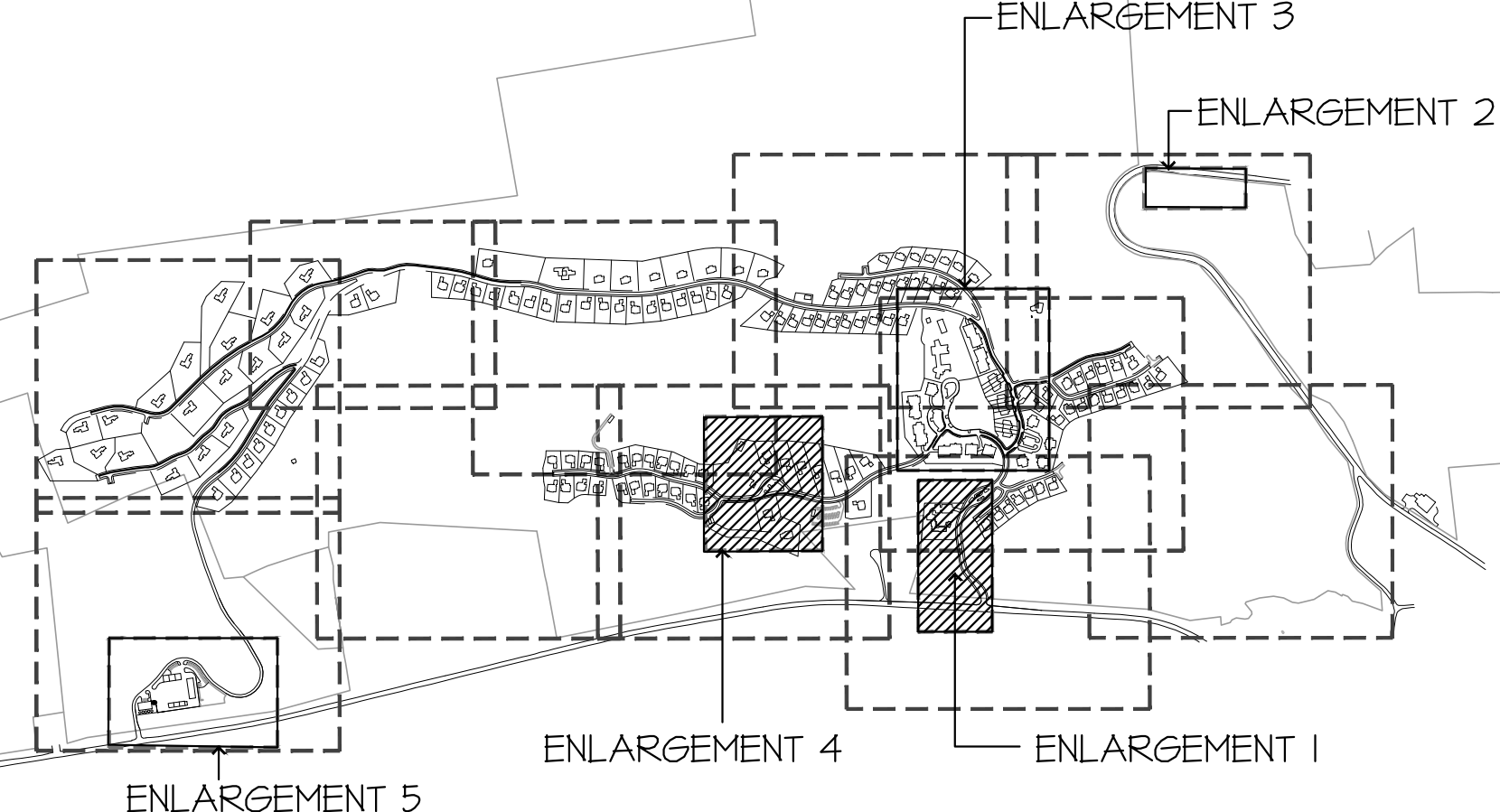
SR-6
(Open Space)

LL-10

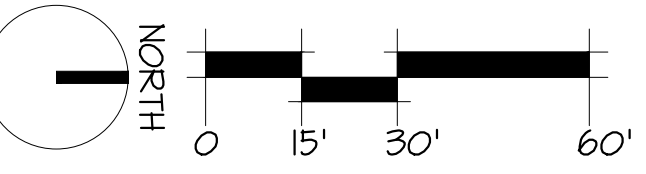
SR-7
(Tennis)

LL-9

KEY PLAN



SEE SHEET L1.14 FOR GENERAL NOTES AND LEGEND



HART HOWERTON
10 Erie Ave., Suite 200, New York, NY 10016
Tel: 212.683.5431 Fax: 212.461.1748
Email: NY@hart-howerton.com

NOT FOR CONSTRUCTION

SILVER RIDGE
PHASE 1 SITE PLAN SUBMISSION
Amenia, New York
Dutchess County

DATE ISSUED
03/09/2014
02/20/2014
01/19/2014
01/08/2013

REVISIONS

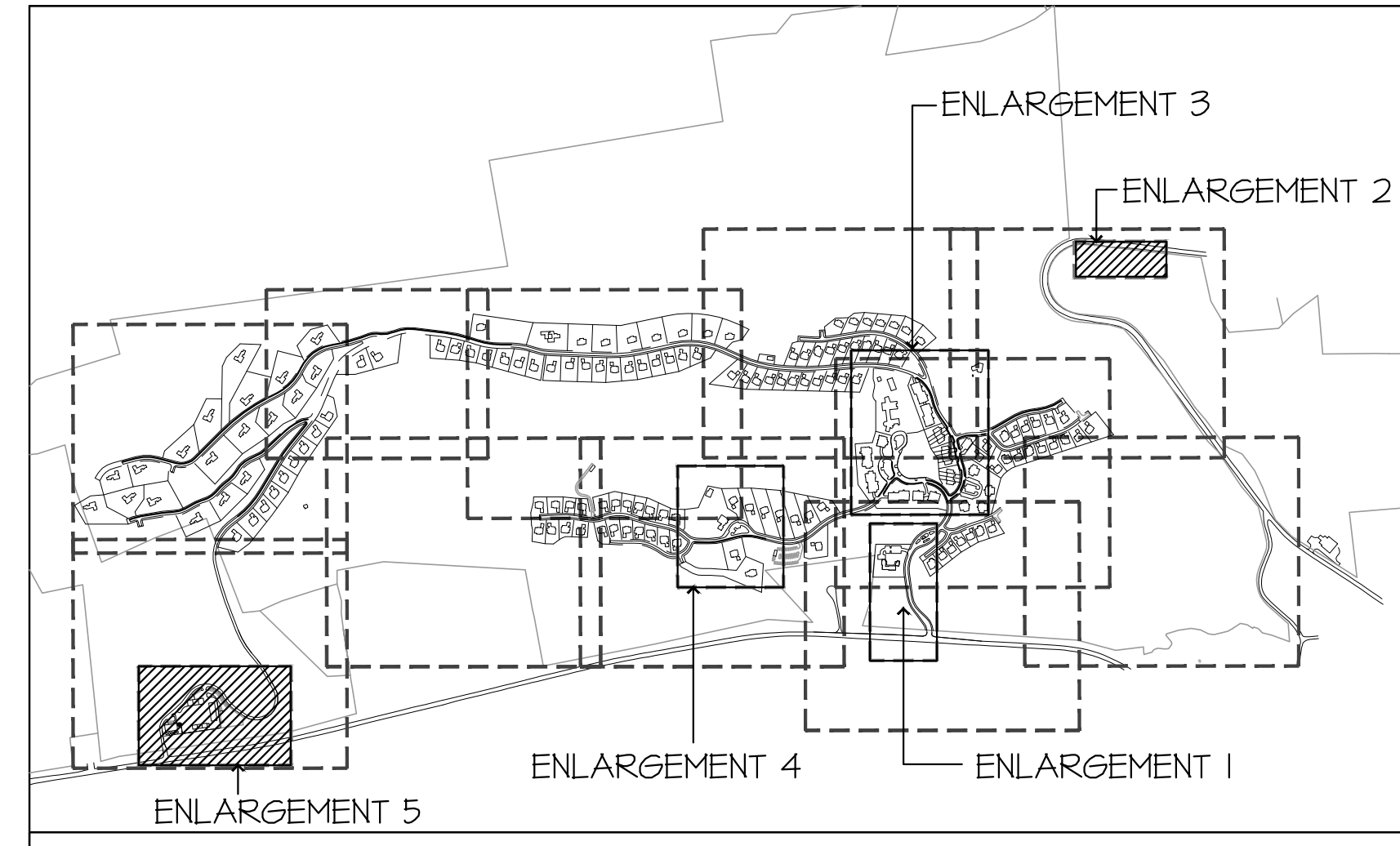
NO.	DATE	ISSUE

MATERIAL PLAN
ENLARGEMENTS

PROJECT #:
12-507
DRAWN BY:
JTS
CHECKED BY:
SIB
DRAWING NO:
L1.13

Jonathan Sotter, EIT 2012-12-207, Appraiser and Cottages LLC CAD (Shoreline) Sheet S6.L1.13 Material Plan.dwg - Page: Stage: issue, H:\Tech\Proj\Site\11_1118\PRINT\Covers\R2200-1300\PLC.dwg

KEY PLAN



GENERAL NOTES:
 1. ALL GOLF LANDSCAPE SHOWN FOR ILLUSTRATIVE PURPOSES ONLY. REFER TO CIVIL ENGINEER AND GOLF COURSE ARCHITECT'S PLANS FOR LAYOUT AND DESIGN.
 2. DRAWINGS ARE FOR DESIGN INTENT ONLY.
 3. STRUCTURAL DESIGN OF ALL WALLS/ STAIRS AND OTHER HARDSCAPE ELEMENTS IS THE RESPONSIBILITY OF THE STRUCTURAL ENGINEER AND CIVIL ENGINEER.
 4. COORDINATE WITH LIGHTING CONSULTANT PRIOR TO BEGINNING ANY WORK.
 5. IRRIGATION PLANS SHALL BE PROVIDED BY CLIENT.
 6. SEE CIVIL ENGINEER'S DRAWINGS FOR ROAD, PARKING, AND TRAFFIC DESIGN.
 7. SEE TYPICAL RESIDENTIAL LOT ENLARGEMENT PLANS FOR PLANTING DESIGN INTENT WITHIN RESIDENTIAL DEVELOPMENT AREAS.

GRADING AND DRAINAGE DISCLAIMER:
 GRADING AND DRAINAGE INFORMATION SHOWN IS FOR REFERENCE ONLY. SEE CIVIL DRAINING FOR COMPLETE DRAINAGE AND GRADING PLANS, WALL HEIGHTS, FINISH GRADES AND DRAIN LOCATIONS.

LEGEND

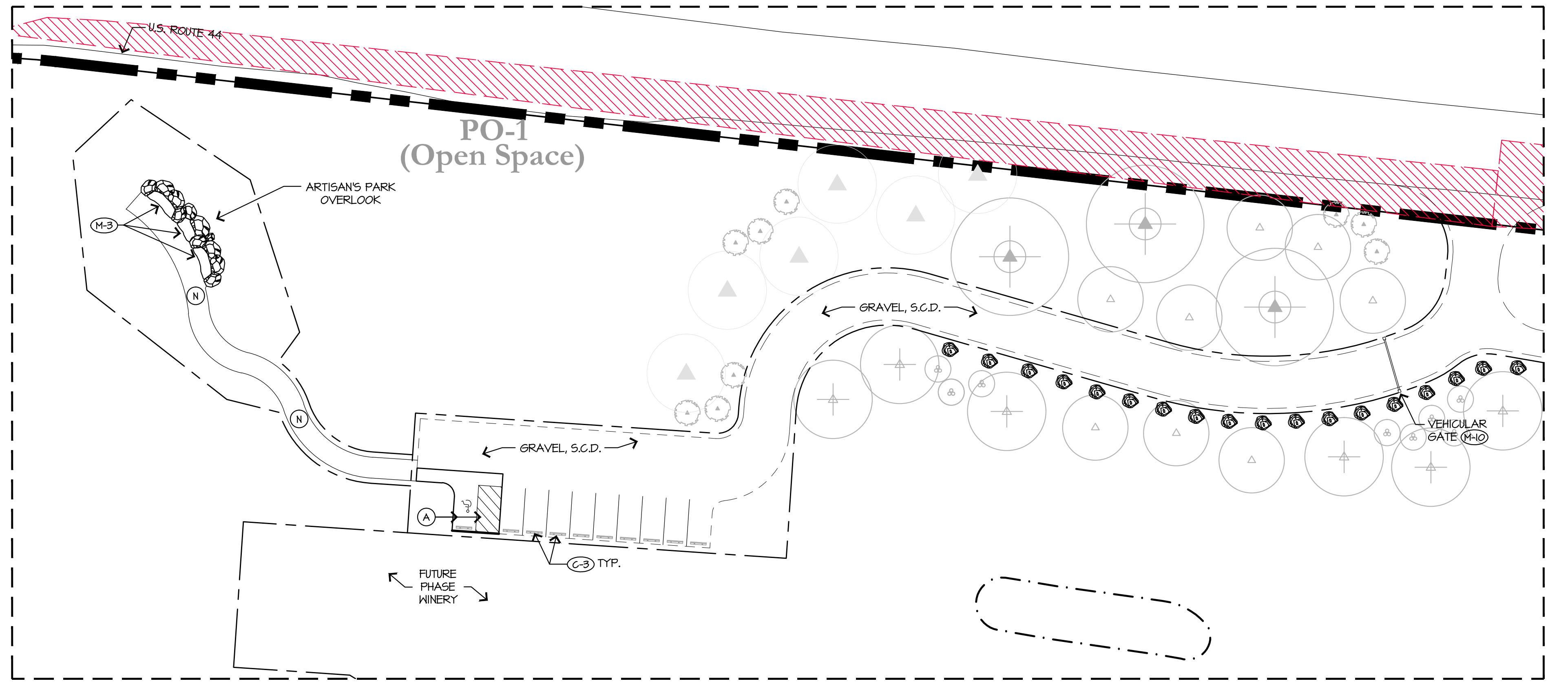
PROPERTY LINE
 PARCEL LINE
 SETBACK LINE
 ROAD RIGHT-OF-WAY
 EXISTING TREE LINE (LOCATION IS APPROXIMATE - TO BE VERIFIED IN FIELD)

MATERIALS SCHEDULE SYMBOL (TYP.)

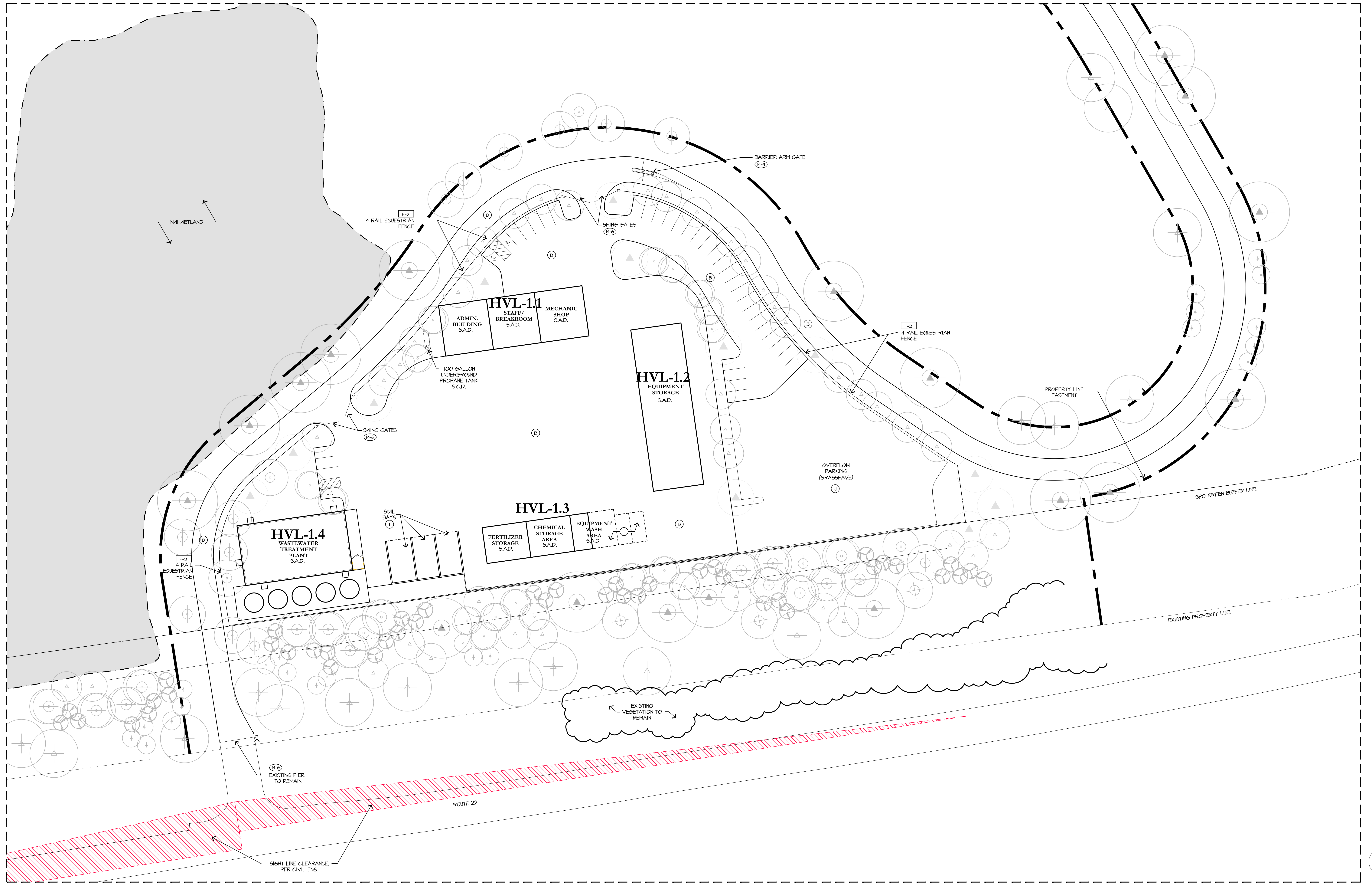
ABBREVIATIONS:
 GFFE = GARAGE FINISHED FLOOR ELEVATION
 LFFE = LIVING FINISHED FLOOR ELEVATION
 WFFE = WALK-OUT FINISHED FLOOR ELEVATION
 N.I.C. = NOT IN CONTRACT
 NYDEC = NEW YORK DEPARTMENT OF ENVIRONMENTAL CONSERVATION
 NYS = NEW YORK STATE
 S.A.D. = SEE ARCHITECTURAL DRAWINGS

S.C.D. = SEE CIVIL ENGINEER'S DRAWINGS
 S.W.M. = STORM WATER MANAGEMENT
 TYP. = TYPICAL
 P.A. = PLANTING AREA
 V.I.F. = VERIFY IN FIELD

ARTISAN'S PARK OVERLOOK ENLARGEMENT



MAINTENANCE FACILITY ENLARGEMENT



NOT FOR CONSTRUCTION
 SILO RIDGE
 PHASE 1 SITE PLAN SUBMISSION
 Ardenia, New York
 Dutchess County

HART HOWERTON
 10 Erie Ave., Suite 200, Newburgh, NY 12550
 TEL: 212.682.5431 FAX: 212.241.1748
 E-mail: NY@hart-howerton.com

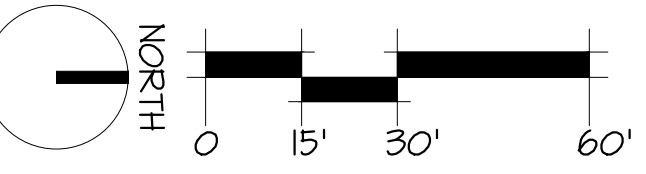
DATE ISSUED
 03/09/2014
 03/12/2014
 06/19/2014
 01/08/2015

REVISIONS

NO.	DATE	ISSUE

MATERIALS PLAN
 ENLARGEMENTS

PROJECT #:
 13-507
 DRAWN BY:
 JIN
 CHECKED BY:
 SIB
 DRAWING NO.:
L1.14



Jonathan Sotter, 10/2012/12-2017, Ardenia Inn and Cottages LLC/CAD (Sheetfile)Sheet SCL1.14 Material: Plotting... Page: Setup: user: H.Hart, Plot Scale: 1:1, 1/16" PRINT, Color: (R250, 130) PCL2c